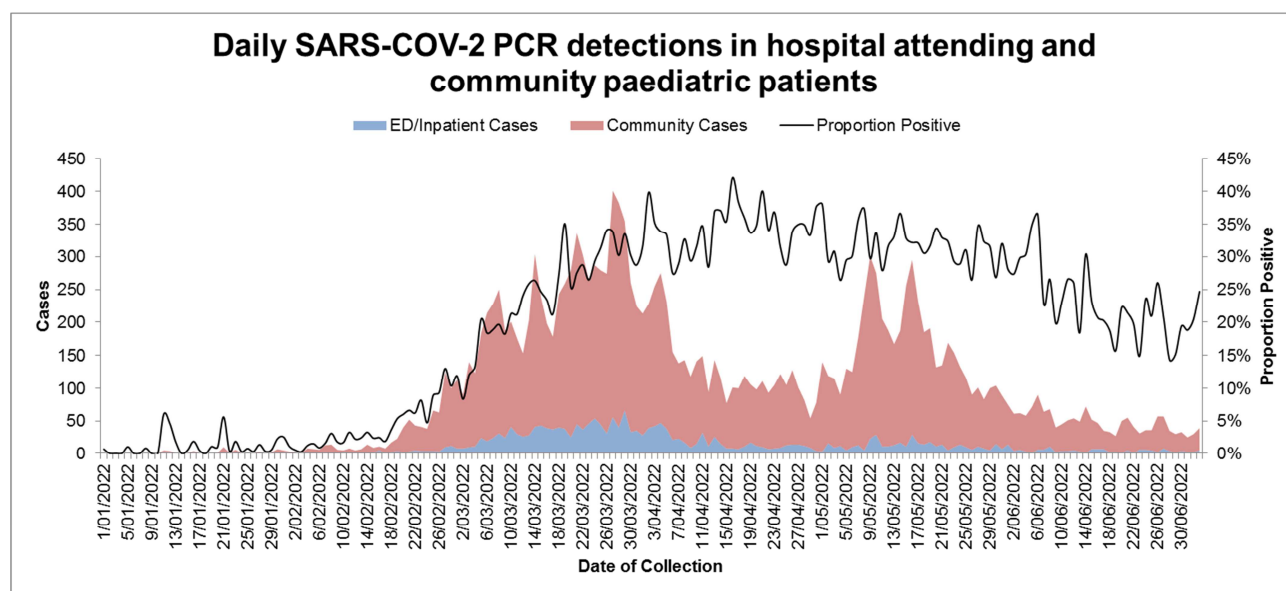


## Paediatric Respiratory Pathogen Report Week 26, 27<sup>th</sup> June – 3<sup>rd</sup> July 2022

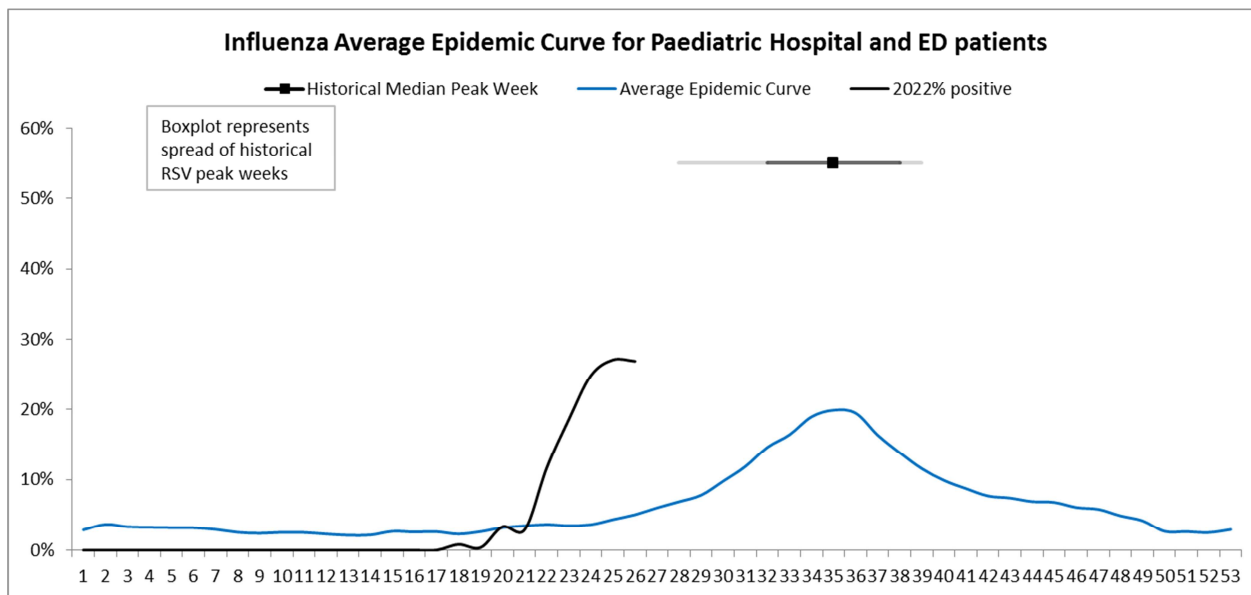
- Influenza cases and proportion positive remained high in paediatric patients this week.
- PathWest detected 92 paediatric influenza A cases this week. Of those that were subtyped, 86% were influenza A/H3.
- The most common respiratory virus detected in paediatric patients this week was SARS-CoV-2, with 249 cases.
- There were 11 paediatric cases of RSV this week.



**Figure 1:** Daily SARS-CoV-2 detections in hospital attending patients and community paediatric patients. Data is for PCR samples tested by PathWest only.

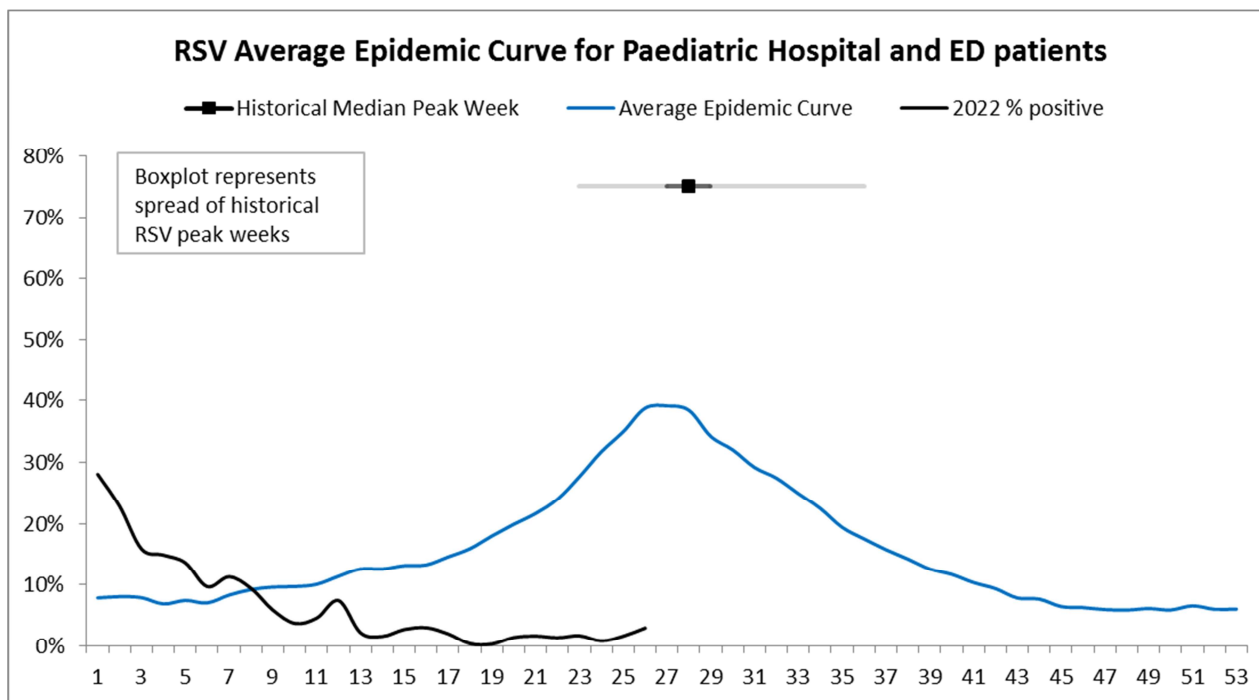
*SARS-CoV-2 PCR proportion positive in paediatric patients remains high.*

Data is representative of all patients attending a hospital (public or private) in Western Australia, for which a respiratory sample was collected and tested at a PathWest laboratory.



**Figure 2:** The current season plotted against the Paediatric Influenza Average Epidemic Curve. The average epidemic curve was constructed by averaging all seasons measured at PathWest QE2 from 2007-2019. Data represents all WA hospitalised and ED paediatric patients tested by PathWest.

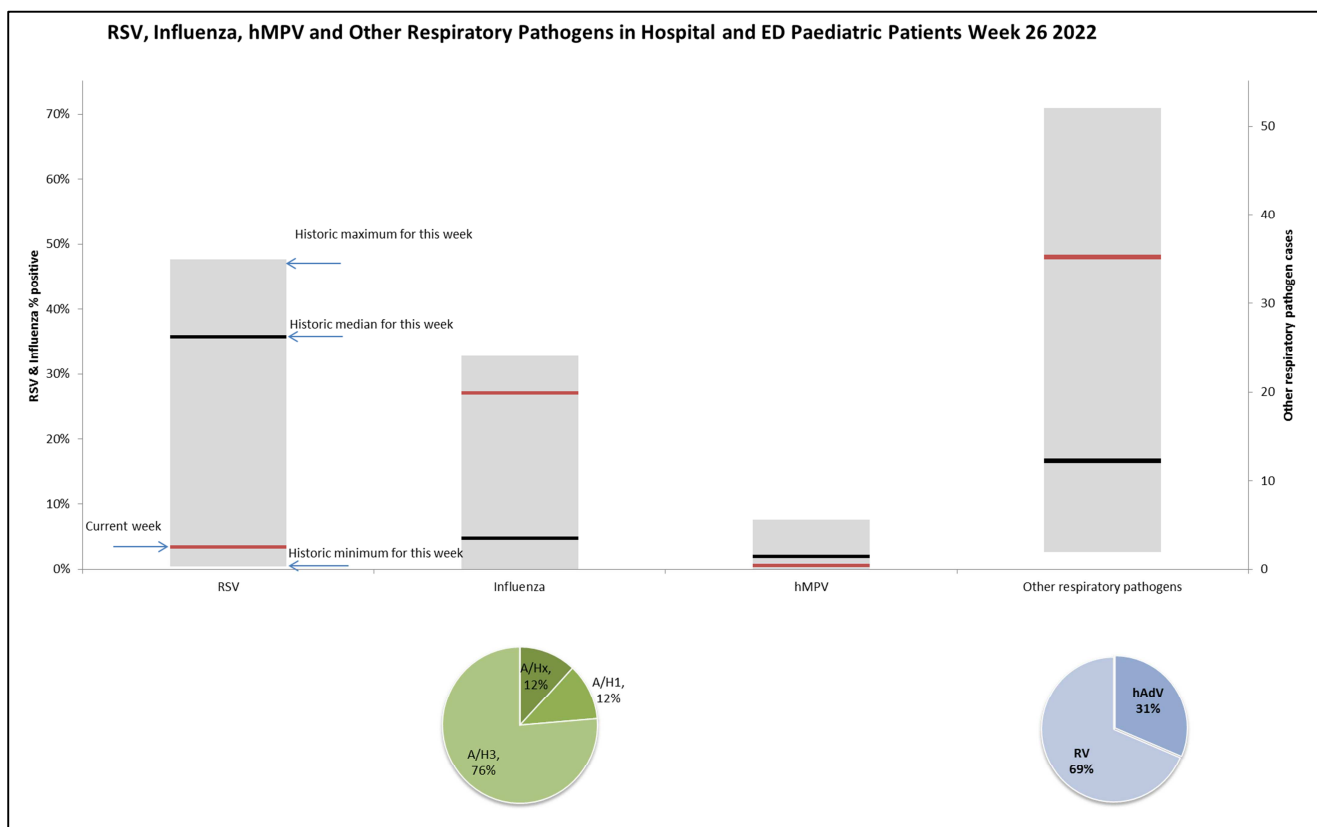
*Influenza proportion positive (27%) remained higher than levels historically observed at this time of year.*



**Figure 3:** The current season plotted against the Paediatric RSV Average Epidemic Curve. The average epidemic curve was constructed by averaging all seasons measured at PathWest QE2 from 2007-2019. Data represents all WA hospitalised and ED paediatric patients tested by PathWest.

*RSV proportion positive (3.0%) remains below levels historically observed at this time of year.*

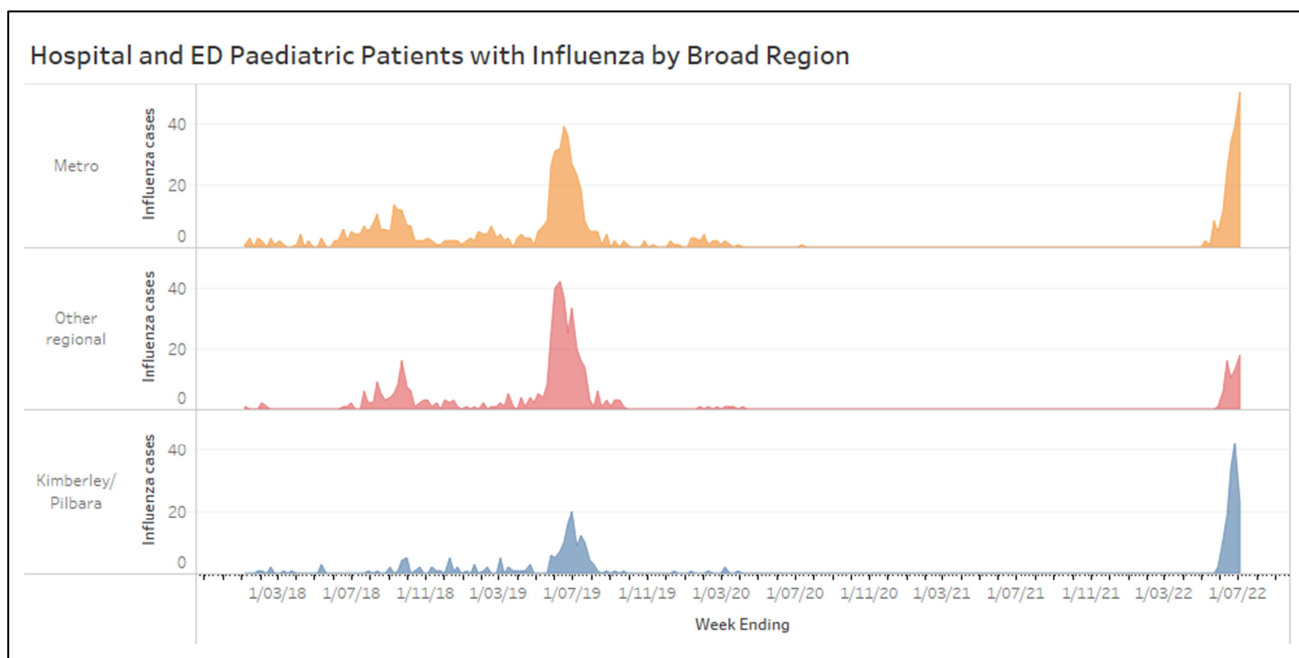
Data is representative of all patients attending a hospital (public or private) in Western Australia, for which a respiratory sample was collected and tested at a PathWest laboratory.



**Figure 4:** Proportion positive (RSV & influenza) or cases (other respiratory pathogens) for the current week (red line) plotted against the historic range (grey box) and median (black line) for this week. Pie charts represent the breakdown of influenza subtypes and the count of other respiratory pathogens. Data represents hospitalised and ED paediatric patients tested by PathWest. Historic data is for years 2007-2019. Please note: Due to the escalation of rapid PCR testing, the number influenza and RSV positive samples which do not receive a subtyping test has increased.

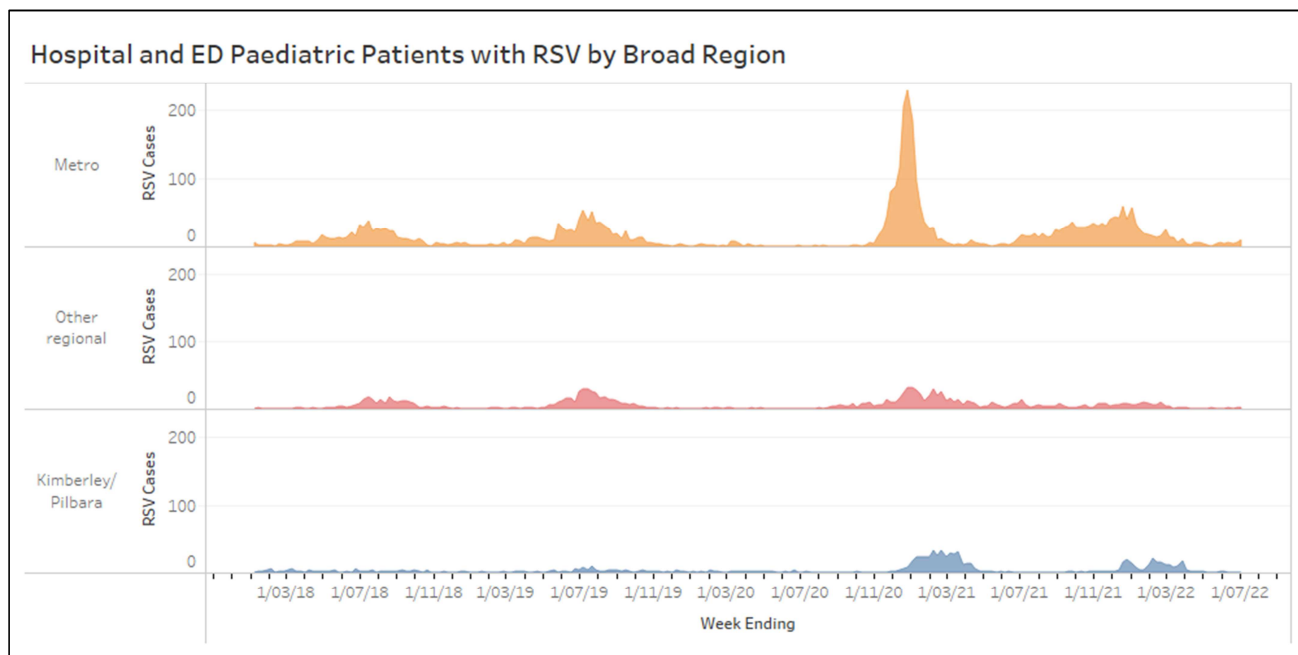
*Influenza proportion positive (27%) was higher than the historic median (4.6%). RSV proportion positive (3.0%) was lower than the historic median (35.6%) for this week. Other respiratory virus detections were higher than the historic median for this week. These detections are predominantly rhinovirus and adenovirus. Testing for rhinovirus and adenovirus is currently higher than it has been in previous years.*

Data is representative of all patients attending a hospital (public or private) in Western Australia, for which a respiratory sample was collected and tested at a PathWest laboratory.



**Figure 5:** Hospital attending paediatric patients with influenza in Perth metropolitan region, in both Kimberley and Pilbara combined and in the remaining regions combined.

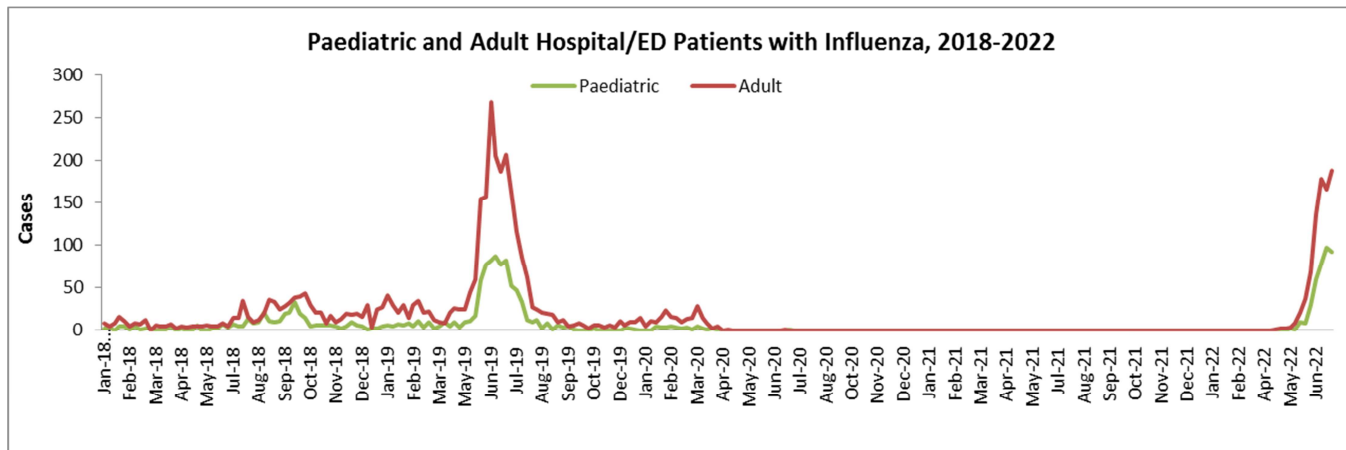
*There were 92 paediatric cases of influenza this week, 51 were from the Metro area, 17 were from the Pilbara, 9 from the Goldfields, 6 from the Kimberley, 5 from the Southwest, 3 from the Midwest and 1 from the Wheatbelt.*



**Figure 6:** Hospital attending paediatric patients with RSV in Perth metropolitan region, in both Kimberley and Pilbara combined and in the remaining regions combined.

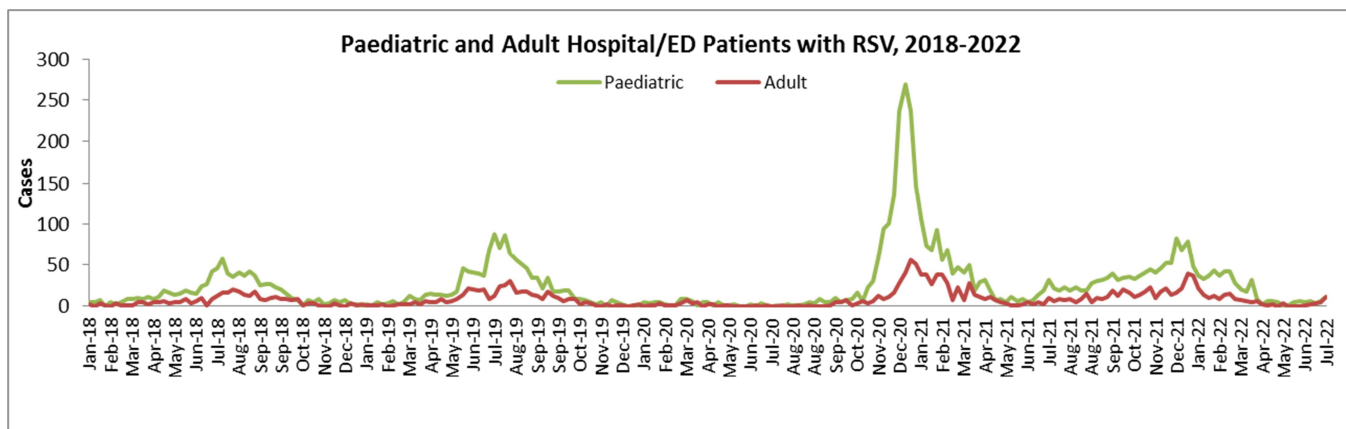
*There were 11 paediatric cases of RSV this week, 10 were from the Metro area and 1 from the Goldfields.*

Data is representative of all patients attending a hospital (public or private) in Western Australia, for which a respiratory sample was collected and tested at a PathWest laboratory.



**Figure 7:** Paediatric and adult hospital attending patients with influenza, 2018-2021.

*There were 92 children and 188 adults with influenza who attended a hospital.*



**Figure 8:** Paediatric and adult hospital attending patients with RSV, 2018-2021.

*There were 11 children and 11 adults with RSV who attended a hospital.*

Data is representative of all patients attending a hospital (public or private) in Western Australia, for which a respiratory sample was collected and tested at a PathWest laboratory.